



Leica ASP 300

The Advanced
Smart Tissue Processor

Leica
MICROSYSTEMS

Enjoy tissue processing: Smart from the start

Unmatched simplicity for tissue processing applications

The Leica ASP300 is a smart, uniquely automated processor for paraffin infiltration of tissue in routine clinical and research histopathology applications. Proven and enhanced technology with an innovative user interface and smart operating software are the hallmark of the Leica ASP300. Many routine user operations are simplified and the innovative software includes a variety of Smart features to improve sample quality and laboratory economy. The Leica ASP300 is designed to be one of the most reliable instruments available for tissue processing.

Smart from the start: The Leica ASP300 represents the latest in engineering and manufacturing technology - the new standard in automated tissue processing


- Made in Germany.






Intelligent, simple, efficient.


Select your favorites with ease



Routine Overnight Program
Finish 07:45 1



Day Run , Small Biopsies
Finish ASAP 2



Brain
Finish ASAP 5

Operator-selected favorites are customized programs which can be started with a single touch directly from the touch-screen using the Smart-Start function. This function automates the start of the most commonly used programs in the lab and includes scheduling information such as end-time and program parameters. Overall, Smart-Start helps avoid user errors and improves the reliability of operation.

Leica ASP300 - Easy-to-use software with built-in quality assurance

The Leica ASP300 software is easy to learn with an intelligent but simplified operator interface. Enjoy the benefits of an easy-to-use, solvent resistant, color touch-screen. Available in many different languages with intuitive graphics, the software guides you safely and smoothly through the program.

The enhanced Reagent Management System assists you in satisfying your laboratory QC requirements. All important data sets from each process are logged in a data file and can be printed or downloaded to a disk. A two-level password security system ensures that only authorized personnel may



operate the Leica ASP300. Should you have any operating problems, context-sensitive help is available on-line to answer the most common questions.

Recommended system components for use of CD-ROM:
 Processor: Intel Pentium or equivalent processor 400 MHz
 RAM memory: 64 MB
 Color monitor: Resolution of 800 x 600 pixels with a color depth of 16.7 million colors (24-bit)
 CD-ROM drive: 24 speed or faster
 Sound reproduction: Soundcard + loudspeakers
 Operating system: Windows 95 / 98 / NT 4.0
 Additional drivers: Quicktime for Windows 4.0 (on CD-ROM)

Start of presentation:
 If the demo does not start automatically after the CD-ROM is inserted, please run the file <Start.exe> from the main directory of the CD-ROM.



Comprehensive documentation for CAP or CLP

Connect your ASP300 directly to an optional printer or download important data to a disk for evaluation at a later time or to be printed using your desktop PC system. All important data sets from each processing step are accessible when you need them, while at the same time all process and instrument data can be documented and filed.



Enhanced Reagent Management System

Reagent Status		Saturday, 31 March 2001 10:59:29						
Station	Reagent	Blocks Since Changed	Cycles Since Changed	Days Since Changed	Blocks Since Cleaned	Cycles Since Cleaned	Days Since Cleaned	Status
1	Formalin	695	5	3				Full
2	70% Alcohol	695	5	3				Full
3	95% Alcohol	300	2	3				Full
4	100% Alcohol	690	2	3				Full
5	100% Alcohol	690	3	3				Full
6	100% Alcohol	690	3	3				Full
7	100% Alcohol	690	3	3				Full
8	Xylene	690	3	3				Full
9	Xylene	690	3	3				Full
10	Xylene	675	3	3				Full
11	Cleaning Solvent		3	3				Full
12	Cleaning Alcohol		3	3				Full
13	Cleaning Water		3	3				Full
13 Ext	Cleaning Detergent		0	0				Full
Wash(B)	Histo-wax	690	3	3	690	3	3	Full
Wash(B)	Histo-wax	690	3	3	690	3	3	Full
Wash(B)	Histo-wax	675	3	3	675	3	3	Full

The Reagent Management System (RMS) of the Leica ASP300 is comprehensive and allows critical data to be assessed at a glance. The RMS always ensures that all reagents, including paraffin, are used in order of cleanliness. Sample and reagent management data can be transferred via the built-in disk drive to a spreadsheet for documentation and further analysis. The RMS constantly monitors all data and prompts the user appropriately. This helps reduce reagent consumption and optimizes sample quality.

Full process control

The Leica ASP300 and you, the operator, work as one team. You have the freedom to set all critical program parameters to achieve the perfect process - the ASP300 will make sure that your parameters are meticulously followed and automatically controls the process. The system is so smart, it even applies the best alternative route to success should anything unexpected occur. But you are still the boss: Editing active programs is as simple as adding extra cassettes after a program has started.



Consistent high sample quality

The ASP300 is designed to reliably deliver consistently high sample quality – every day of the year and for many years to come. Superior software control, functional design and reduced operator intervention ensure your success. Four types of gentle agitation, precise temperature control, optical and maintenance-free level sensors are just a few examples available to ensure optimal sample quality and your peace of mind.



Multiple Safety System

A comprehensive, intelligent safety system reliably protects your samples and your environment. The ASP 300's unique reagent compatibility monitor and software-controlled reagent handling help avoid cross-contamination and carry-over. The smart 'sample-safe' system detects power failures or operational errors such as missing or under-filled

reagent bottles and either corrects the problem automatically or displays a recommended solution to safeguard your samples. The remote fill and drain system for contact-free reagent handling and the active fume extraction are two more examples of safety features that ensure a hazard-free environment and a more enjoyable workday for you.



Key Features

- Easy-to-learn and -use operator interface with a solvent-resistant color touch-screen
- Simplified software with multiple programming functionality
- Graphical process representation on color touch-screen
- Context-sensitive online help.
- Lab-specific help (e.g. SOP) may be installed
- Multiple safety system
- Innovative reagent compatibility monitor
- Instrument performance control (QC)
- Remote fill and drain system
- Enhanced Reagent Management System
- 4 pressure vacuum options (P/V, P, V, ambient)
- 4 user-defined cleaning programs
- Active paraffin cleaning program
- 2-level password security
- Comprehensive documentation options

Active paraffin cleaning

With the touch of a screen solvent contaminants are safely removed from the paraffin. An active extraction process ensures efficient paraffin cleaning, which extends paraffin life, improves sample quality and reduces operation costs.

Safe, fully enclosed fume system

Contaminated air is kept in the instrument by a smart internal air handling system. All fumes are condensed and collected in a designated container. Any remaining fumes are then absorbed by an activated, long-life carbon filter, a further contribution to a hazard-free user environment.

Improved reagent bottle and cabinet design

The new reagent bottle design reliably prevents reagent carry-over. The cabinet is built to offset any fluctuations in the size of the reagent bottles so that their installation and removal can proceed smoothly and without risk. An easily accessible drip tray catches any spills and protects the environment.

Documentation

Printer connection and disk-drive

Minimized reagent carry-over

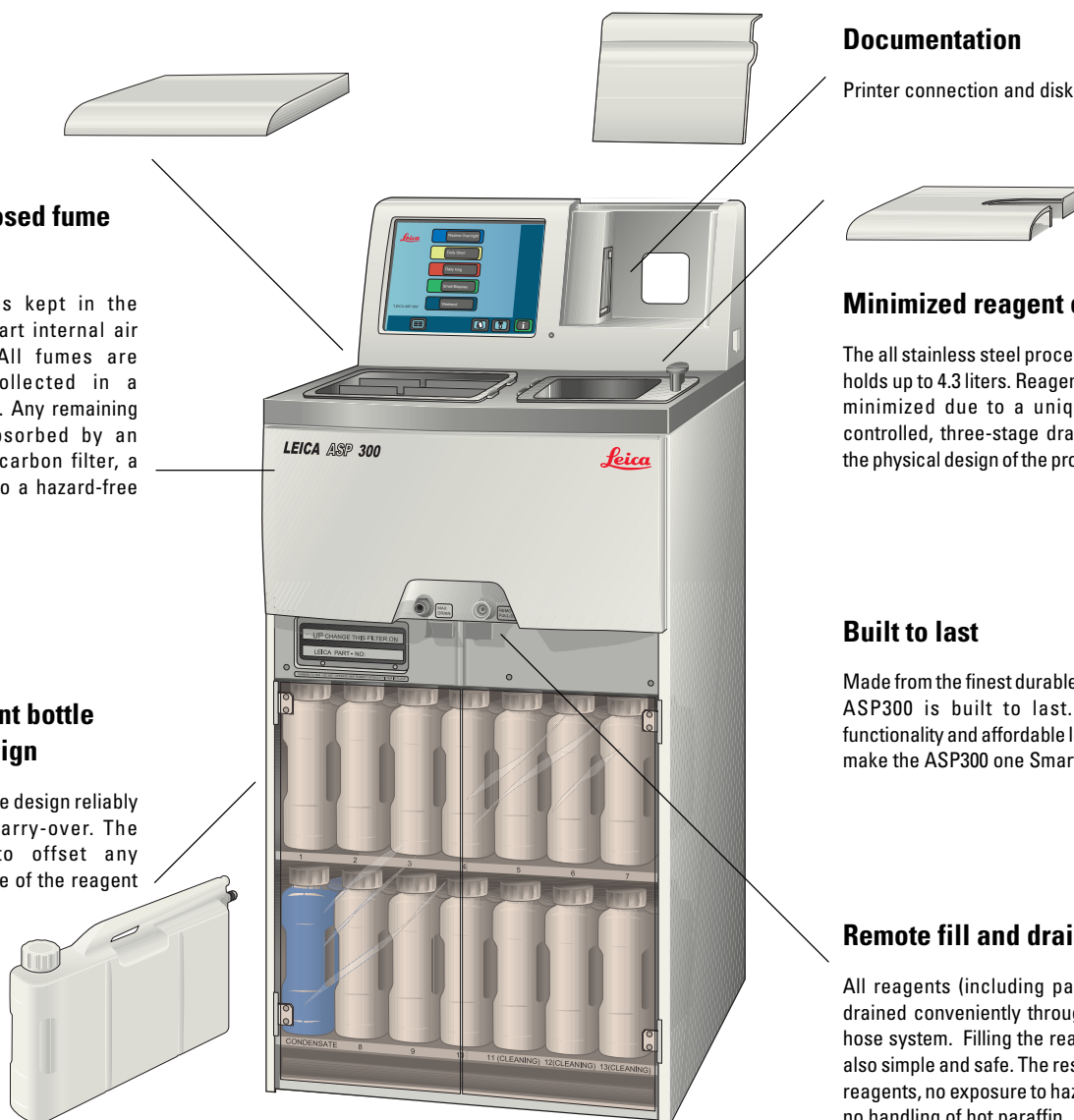
The all stainless steel processing chamber holds up to 4.3 liters. Reagent carry-over is minimized due to a unique software-controlled, three-stage drain system and the physical design of the processing retort.

Built to last

Made from the finest durable materials, the ASP300 is built to last. Dependable functionality and affordable long-term costs make the ASP300 one Smart investment.

Remote fill and drain system

All reagents (including paraffin) can be drained conveniently through an external hose system. Filling the reagent bottles is also simple and safe. The results: no spilled reagents, no exposure to hazardous fumes, no handling of hot paraffin.



Leica ASP300 – Technical Specifications

PROCESSING RETORT

Maximum capacity	300 cassettes
Retort material	stainless steel
Level sensing	optical sensors
Processing retort volume	4.3 liters
Paraffin temperature range	40 - 65 °C
Reagent temperature range	ambient, 30 - 55 °C
Temperature accuracy	+/- 1 °C
Retort draining	selectable (80, 120, 140 seconds), 3 steps
Vacuum & pressure function	4 (P/V, P, V, ambient)
Vacuum	-70 kPa (g)
Pressure	+35 kPa (g)
Recirculation (pump in/out)	
- Time before 1 st cycle	12 minutes
- Time between cycles	20 minutes
Incubation time	0-99 hours, 59 minutes
Delayed 'end-time'	programmable, up to one week

PARAFFIN BATHS

Number of paraffin baths	3, connected directly to the retort
Paraffin bath volume	4.3 liters each
Average paraffin melting time	approx. 10 hours

REAGENT BOTTLES

Number of reagent bottles	10
Reagent bottle volume	4.3 liters each
Clean cycle bottles	3, plus 1 external

OTHERS

Display	Color touch-screen, solvent resistant
Reagent Management System	✓
Remote drain and fill system	✓
Remote paraffin drain system	✓
Reagent drip tray	✓
3.5 inch disk drive	✓
2 External alarm connections	✓
Parallel printer port	✓
Serial port	✓
Approvals	manufactured according to CE; c-UL, UL, CSA standards


DIMENSIONS & WEIGHT

Overall dimensions (DxWxH)	68 x 59 x 132 cm (27 x 24 x 52 inches)
Weight (instrument only)	140 kg (308,7 lbs)

Technical specifications subject to change. Wide range of accessories on request. Up-to-date development, production and quality control procedures certified under DIN EN ISO 9001 ensure highest quality and reliability.

For further information, please contact your local Leica sales company

Australia:	Gladesville/NSW	Phone +61 2 9897 9700	Fax +61 2 9817 8358
Austria:	Vienna	Phone +43 1 495 44 160	Fax +43 1 49544 1630
Canada:	Richmond Hill/Ontario	Phone +1 905 762 2000	Fax +1 905 762 8937
Denmark:	Herlev	Phone +45 4454 0101	Fax +45 4454 0111
France:	Rueil-Malmaison Cedex	Phone +33 1 473 285 85	Fax +33 1 473 285 86
Germany:	Bensheim	Phone +49 6251 136 0	Fax +49 1 6251 136 155
Italy:	Milan	Phone +39 0257 486.1	Fax +39 0257 40 3273
Japan:	Tokyo	Phone +81 3 5435 9603	Fax +81 3 5435 9615
Korea:	Seoul	Phone +82 25 146 543	Fax +82 25 146 548
Netherlands:	Rijswijk	Phone +31 70 4132130	Fax +31 70 4132139
Portugal:	Lisbon	Phone +351 1 388 9112	Fax +351 1 385 4668
Republic of China:	Hong Kong	Phone +852 2 564 6699	Fax +852 2 564 4163
Singapore:	Singapore	Phone +65 779 7823	Fax +65 773 0628
Spain:	Barcelona	Phone +34 93 494 9530	Fax +34 93 494 9532
Sweden:	Sollentuna	Phone +46 8 6254 545	Fax +46 8 6254 510
Switzerland:	Glattbrugg	Phone +41 1 809 34 34	Fax +41 1 809 34 44
United Kingdom:	Milton Keynes	Phone +44 1 908 246246	Fax +44 1 908 609992
USA:	Bannockburn/Illinois	Phone +1 847 405 0123	Fax +1 847 405 0147



...and more than 100 national distributors.

Leica Microsystems Nussloch GmbH
Heidelberger Strasse 17-19
D-69226 Nussloch (Germany)

Telephone +49 6224 143 0
Fax +49 6224 143 200
<http://www.leica-microsystems.com>

Leica
MICROSYSTEMS