



Leica IPC And Leica IPS

Automated Printing Systems
For Tissue Cassettes And Microscope Slides
Enhancing Safety
In Every Laboratory

Leica
MICROSYSTEMS

Leica IPC And Leica IPS Inkjet Printing Systems – The Versatile Alternative

Errors in manual processes are never entirely avoidable – particularly when it comes to tasks such as labeling tissue cassettes and microscope slides. Inaccuracies can occur in a number of different ways:

- Poor legibility of handwritten data
- Mixing up labels
- Transposed numbers
- Potential loss of important data


These problems may have serious implications in any work environment, but all the more so in sensitive areas such as laboratories where incorrectly or poorly labeled cassettes and slides could have dire consequences.

By automating these processes with the new Leica IP C and IP S cassette and slide marking systems, Leica makes a crucial contribution to solving these problems.



Envision the new Leica IP C and Leica IP S ink jet printers in your laboratory – and see the benefits:

- Permanent legible imprints
- Direct printing on cassettes and slides
- Reduction of human errors through automation
- Traceability of specimen using bar code technology



Versatile Printing That Is Legible And Permanent

The Leica IP C and IP S printing systems are perfectly suited for labs where high volumes of tissue cassettes and/or microscope slides need to be processed – in histology, pathology, cytology, toxicology, forensic medicine, research and other applications.


The **Leica IP C** has been designed for versatile printing of tissue cassettes, including cassettes with lids and different imprint angles. The **Leica IP S** imprints standard frosted microscope slides, taking only four seconds per imprint when running in serial mode. A patented ink, specially designed for Leica, makes Leica IP imprints resistant to most chemical exposure and physical wear typically occurring during specimen processing and staining. Whether alphanumeric characters, one-dimensional bar codes, data matrix codes or logos are printed, the print resolution is always excellent with good legibility. Reliable archiving which allows quick identification is a specific advantage of bar code imprints. Only Leica printing systems can be equipped with an optional automated multi-level unload station for optimized work-flow. With the unload station, the imprinted cassettes or slides are placed onto trays next to each other and in correct order. In this way, up to 100 cassettes or 110 microscope slides can be collected without user intervention. The entire tray can be removed from the instrument at any time.

Both instrument systems have been designed for LIS integration, but can also be installed in your laboratory as PC-connected, single-user or multiple-user workstations, where several printers can be connected to one PC.

Leica IPC

**Flexible:
The manual unload station.**

The Leica IP C comes standard with a manual cassette unload station where the finished cassettes can be removed one at a time.



**Practical:
The external cassette magazine holder.**

For easy and convenient loading of the tissue cassette magazines, an external magazine holder is available as an optional accessory for the printer. It can hold up to six cassette magazines simultaneously. In addition, Leica provides another time-saving feature for cassette loading: stacks of 40 cassettes, held together by easily detachable tape! Simply place the entire stack into a cassette magazine and remove the tape. The new cassette stacks are available in several different colors.



**Time- and labor-saving:
The automated multi-level cassette unload station.**

Leica provides practical labor-saving unloading of imprinted cassettes via trays. Up to 10 cassettes per tray are placed in user-defined order on a total of 10 trays. One or more trays can be removed from the unload station at any time. This allows the user to focus on other laboratory tasks, which increases laboratory throughput by optimizing the work flow.

Leica Design by Werner Hölbl



Leica IPS


**Flexible:
The manual unload station.**

The Leica IP S comes standard with a manual unload station, where the finished slides are arranged in two stacks of 18 slides each. The slides can be removed one at a time or as complete stacks.



**Practical:
The external slide magazine holder.**

This optional accessory for the printer provides convenient loading of slide magazines. It holds up to six slide magazines, each with a capacity of 150 slides. Full magazines are inserted into the load station in no time, which ensures an efficient and ergonomic workflow.



**Time- and labor-saving:
The automated multi-level slide unload station.**

11 slides per tray are unloaded in user-defined order onto a total of 10 trays. Removing any number of trays at any time allows the user to focus on other tasks while the Leica IP S keeps printing and unloading slide after slide.

At a Glance:

- New ink jet printing technology with specially formulated, patented ink
- 180/360 dpi print resolution
- Status indications for 'Reset', 'Power', 'Online', 'Error', 'Magazine Loading Status', 'Ink Status'
- Optional automatic multi-level unload station
- Acoustic signal indicating unload station 'full' and cassette/slide magazine 'empty'

Cassette printer Leica IP C

- Throughput of up to 15 cassettes per minute in serial mode
- Print angle is adjustable for 35° and 45° cassette angles
- Imprints many commercially available cassettes, including cassettes with attached lids
- Capacity: 6 x 80 cassettes in up to 6 colors
- Special function for imprinting individual cassettes



Technical Data:

Power supply: 110 – 125 V/50 – 60 Hz
..... or 220 – 230 V/50 – 60 Hz
Principal fuses: 2 x 3,15 A
Power draw: 700 VA

Dimensions:

Leica IP C basic Instrument*: 475 x 650 x 895 mm (W x D x H)
Leica IP C, with multi-level unload station*: 548 x 550 x 980 mm (W x D x H)
Weight IP C basic Instrument: ca. 28 kg
Weight IP C with multi-level unload station: ca. 44 kg
Working temperature range 15 °C – 35 °C
Relative humidity 10% – 80%, non-condensing
*with cassette magazine inserted

Slide printer Leica IP S

- Throughput of up to 15 slides per minute in serial mode
- Imprints many commercially available microscope slides in different colors
- Capacity: 3 x 150 slides
- Special function for imprinting individual slides



Technical Data:

Power supply: 110 – 125 V/50 – 60 Hz
..... or 220 – 230 V/50 – 60 Hz
Principal fuses: 2 x 3,15 A
Power draw: 700 VA

Dimensions:

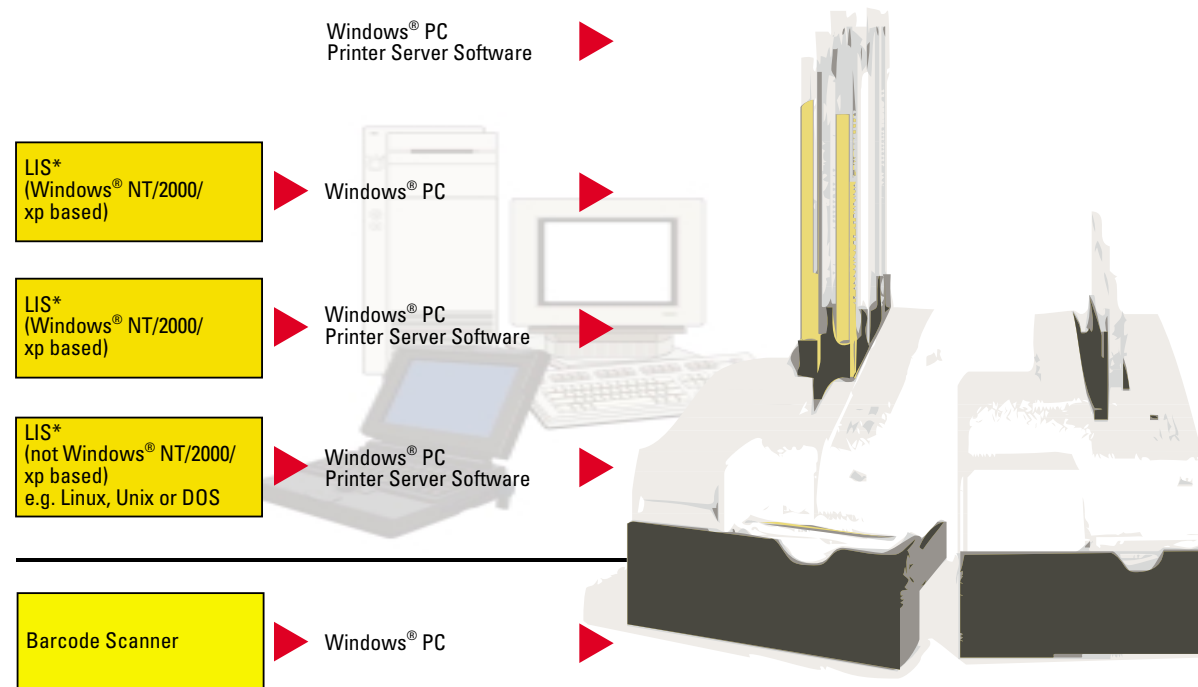
Leica IP S basic Instrument*: 475 x 650 x 560 mm (W x D x H)
Leica IP S, with multi-level unload station*: 548 x 550 x 655 mm (W x D x H)
Weight IP S basic Instrument: ca. 28 kg
Weight IP S with multi-level unload station: ca. 43 kg
Working temperature range 15 °C – 35 °C
Relative humidity 10% – 80%, non-condensing
*with slide magazine inserted

Variable Printer Control – Adjustable To Individual Laboratory Needs



Your options:

The Leica IP C and Leica IP S can be operated in different modes. The various options are shown in the graph below. Printing processes are always initiated and controlled via a Windows® computer (Laptop or PC), unless the printer system is integrated into a suitable LIS.

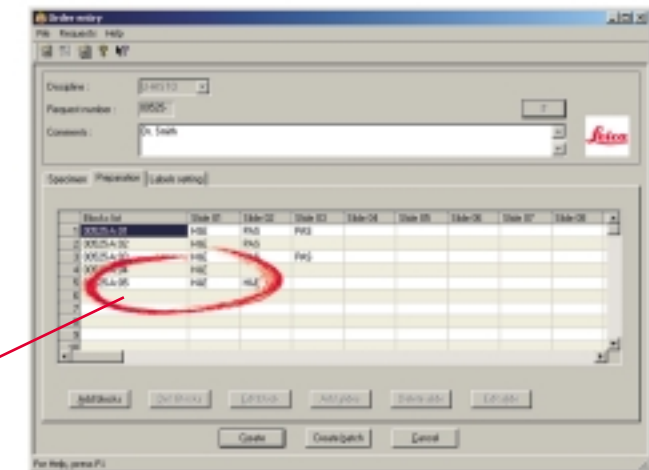


*Laboratory Information System

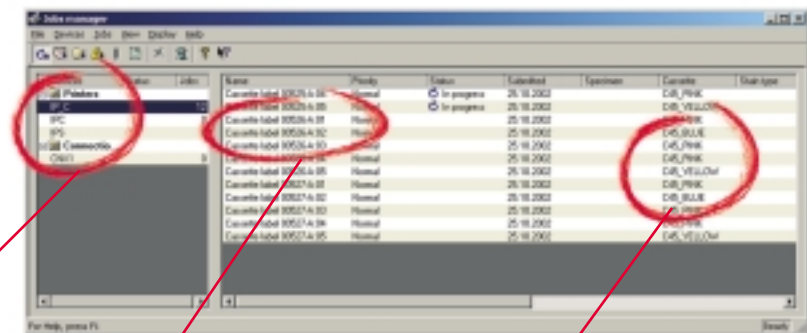
If you have any questions with regard to suitable PC equipment or LIS, please contact your local Leica sales representative or Leica Microsystems Nussloch directly. Printer drivers and printed documentation/instructions are included in the standard delivery of the printing systems.

Optional Leica IP C and Leica IP S Printer Server Software (PPS)

Where printers will be operated as single- or multi-user systems and not LIS integrated, Leica offers a Printer Server Software largely using the elements of the graphical Windows® user interface that can be extensively customized to suit the specific needs of your laboratory.



Pre-defined configuration for routine applications



Control of all associated printers

Printing jobs

Defined type of cassette/slide

Leica Microsystems – the brand for outstanding products

Leica Microsystems' mission is to be the world's first-choice provider of innovative solutions to our customers' needs for vision, measurement, lithography and analysis of microstructures.

Leica, the leading brand for microscopes and scientific instruments, developed from five brand names, all with a long tradition: Wild, Leitz, Reichert, Jung and Cambridge Instruments. Yet Leica symbolizes innovation as well as tradition.

Leica Microsystems – an international company with a strong network of customer services

Australia:	Gladesville	Tel. +61 2 9879 9700	Fax +61 2 9817 8358
Austria:	Wien	Tel. +43 1 486 80 50	Fax +43 1 486 80 50 30
Canada:	Richmond Hill/Ontario	Tel. +1 905 762 2000	Fax +1 905 762 8937
Denmark:	Herlev	Tel. +45 4454 0101	Fax +45 4454 0111
England:	Milton Keynes	Tel. +44 1908 246 246	Fax +44 1908 609 992
France:	Rueil-Malmaison Cedex	Tel. +33 1 473 285 85	Fax +33 1 473 285 86
Germany:	Bensheim	Tel. +49 6251 136 0	Fax +49 6251 136 155
Italy:	Mailand	Tel. +39 0257 486.1	Fax +39 0257 40 3273
Japan:	Tokio	Tel. +81 3 5435 9603	Fax +81 3 5435 9615
Korea:	Seoul	Tel. +82 2 514 65 43	Fax +82 2 514 65 48
Netherlands:	Rijswijk	Tel. +31 70 4132 130	Fax +31 70 4132 139
Portugal:	Lissabon	Tel. +351 1 388 9112	Fax +351 1 385 4668
Republic of Cina:	Hong Kong	Tel. +852 2564 6699	Fax +852 2564 4163
Singapur:	Singapur	Tel. +65 677 97823	Fax +65 677 30628
Sweden:	Sollentuna	Tel. +46 8 625 45 45	Fax +46 8 625 45 10
Switzerland:	Glattbrugg	Tel. +41 1 809 34 34	Fax +41 1 809 34 44
Spain:	Barcelona	Tel. +34 93 494 95 30	Fax +34 93 494 95 32
USA:	Bannockburn/Illinois	Tel. +1 847 405 0123	Fax +1 847 405 0164

and representatives of Leica Microsystems
in more than 100 countries.

 www.leica-microsystems.com

Leica Microsystems Inc
3245 Waukegan Road
Bannockburn, IL 50015

Telephone 847-405-0123
Fax 847-405-0164
In Canada call 1-800-205-3422
www.leica-microsystems.com

The companies of the Leica Microsystems Group operate internationally in five business segments, where we rank with the market leaders.

● Microscopy

Our expertise in microscopy is the basis for all our solutions for visualization, measurement and analysis of microstructures in life sciences and industry.

● Specimen Preparation

We provide comprehensive systems and services for clinical histo- and cytopathology applications, biomedical research and industrial quality assurance. Our product range includes instruments, systems and consumables for tissue infiltration and embedding, microtomes and cryostats as well as automated stainers and coverslippers.

● Imaging Systems

With confocal laser technology and image analysis systems, we provide three-dimensional viewing facilities and offer new solutions for cytogenetics, pathology and material sciences.

● Medical Equipment

Innovative technologies in our surgical microscopes offer new therapeutic approaches in microsurgery. With automated instruments for ophthalmology, we enable new diagnostic methods to be applied.

● Semiconductor Equipment

Our automated, leading-edge measurement and inspection systems and our E-beam lithography systems make us the first choice supplier for semiconductor manufacturers all over the world.


MICROSYSTEMS